


Features:

- ▶ ABS plastic moulding
- ▶ Apertures accepting a wide range of bus bar
- ▶ CTs are ultrasonically welded and unbreakable



Advantages:

- ▶ Easy bus bar mounting
- ▶ Highly cost effective
- ▶ Compact in size

Applications:

- ▶ Switchgear
- ▶ Distribution system
- ▶ Generator sets
- ▶ Control Panels
- ▶ Control Devices
- ▶ Overload protection

Input Specifications

Rated Primary Current	125A to 400A
Rated Secondary Output	5A/1A (Consult factory)

Technical Specifications

Rated Burden	10 VA
Class of Accuracy	0.5
Thermal Nominal Continuous	1.2 times rated current continuously
Rated Current	2.55x Ith
Thermal short circuit current	60xIn
Insulation Class	Class E
Max Operating Voltage	720 V maximum
Insulation Test Voltage	3KV AC for 1 minute
Compliance Standard	VE404 and IEC185

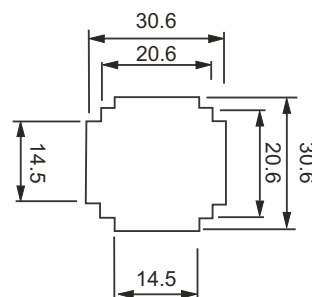
Environmental Specification

Operating Temperature	20°C to 70°C
Storage Temperature	0°to 55°C
Humidity	<95% RH

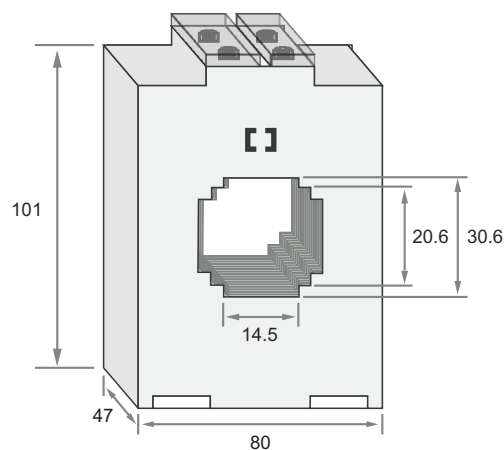
Ordering Information

Ordering Code	Ratio	Class	Burden (VA)
VIPS 501-125/5-0.5-10	125/5	0.5	10
VIPS 501-150/5-0.5-10	150/5	0.5	10
VIPS 501-200/5-0.5-10	200/5	0.5	10
VIPS 501-250/5-0.5-10	250/5	0.5	10
VIPS 501-300/5-0.5-10	300/5	0.5	10
VIPS 501-400/5-0.5-10	400/5	0.5	10

Dimensions



Bus Bar Dimension (mm) : 14.5 x 30.6, 20.6 x 20.6



Outer Dimension: 80 x (W) x 101 (H) x 47 (D)